Ledger: 213.Meetings and Representations
Investment Board of Nepal - (2072-73)
1-Jan-2016 to 20-Jan-2016

Particulars	Transactions		Closing Balance
	Debit	Credit	
Donors	*13,460.00*		**13,460.00 Dr**
DFID	13,460.00		*13,460.00 Dr*
Project	*13,460.00*		**13,460.00 Dr**
Communication Unit	5,840.00		*5,840.00 Dr*
Hydro Projects-Implementation	3,820.00		*3,820.00 Dr*
Hydro Projects - Negotiation	1,300.00		*1,300.00 Dr*
Other Infrastructure Projects	2,500.00		*2,500.00 Dr*

(c) Tally Solutions Pvt. Ltd., 1988-2015

Ledger: 205.Travel

Investment Board of Nepal - (2072-73)

1-Jan-2016 to 20-Jan-2016

Particulars	Transactions		Closing Balance
	Debit	Credit	
Donors	*24,285.00*		**24,285.00 Dr**
DFID	24,285.00		*24,285.00 Dr*
Project	*24,285.00*		**24,285.00 Dr**
Hydro Projects-Implementation	24,285.00		*24,285.00 Dr*

(c) Tally Solutions Pvt. Ltd., 1988-2015

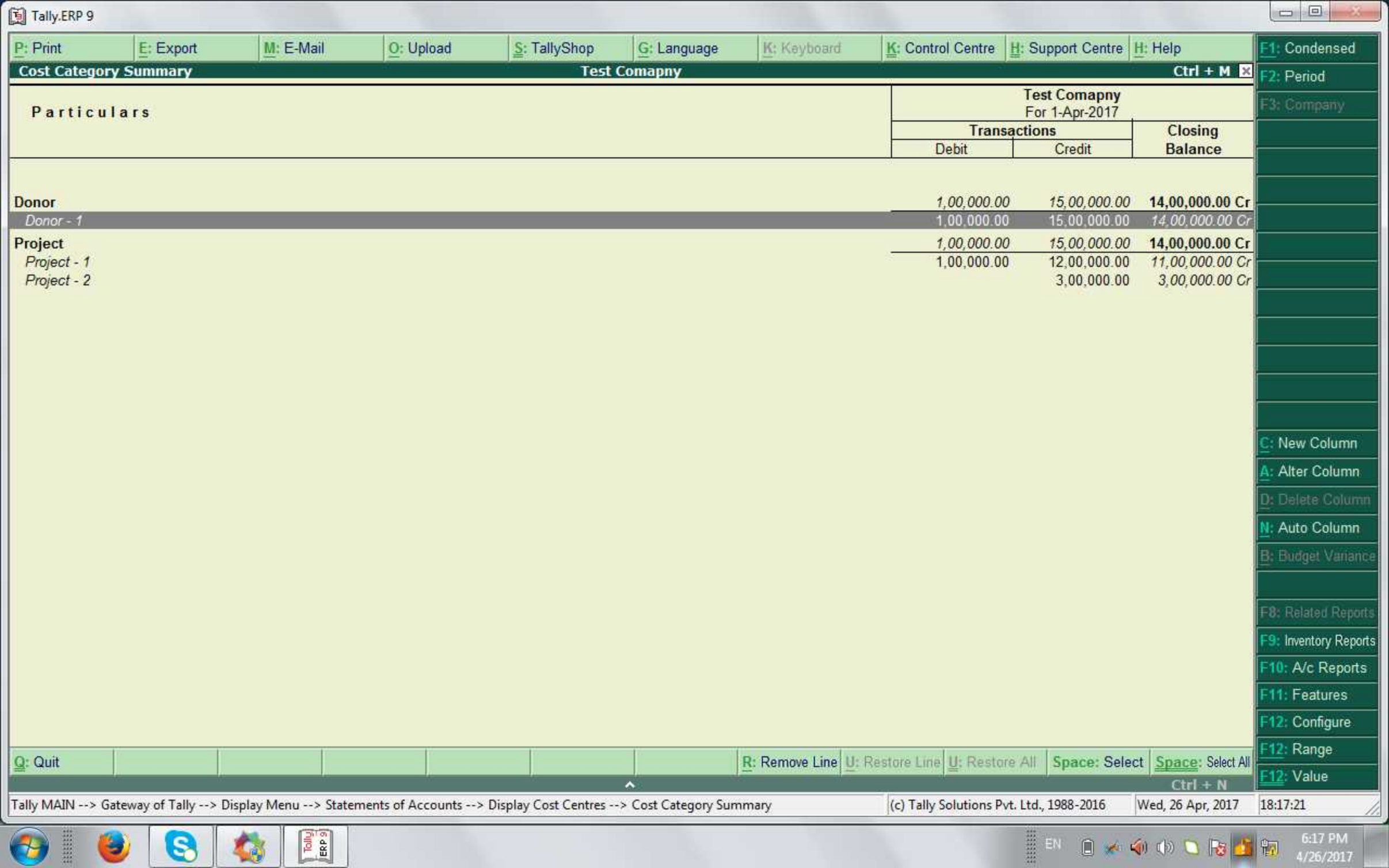
Tally.ERP 9
P: Print
E: Export
M: E-Mail
O: Upload
S: TallyShop
G: Language
K: Keyboard
K: Control Centre
H: Support Centre
H: Help
Cost Category Summary
Test Comapny
Ctrl + M
Particulars
Test Comapny
For 1-Apr-2017
Transactions
Debit
Credit
Closing Balance
Donor
1,00,000.00
15,00,000.00
14,00,000.00 Cr
Donor - 1
1,00,000.00
15,00,000.00
14,00,000.00 Cr
Project
1,00,000.00
15,00,000.00
14,00,000.00 Cr
Project - 1
1,00,000.00
12,00,000.00
11,00,000.00 Cr
Project - 2
3,00,000.00
3,00,000.00 Cr
F1: Condensed
F2: Period
F3: Company
C: New Column
A: Alter Column
D: Delete Column
N: Auto Column
B: Budget Variance
F8: Related Reports
F9: Inventory Reports
F10: A/c Reports
F11: Features
F12: Configure
F12: Range
F12: Value
Q: Quit
R: Remove Line
U: Restore Line
U: Restore All
Space: Select
Space: Select All
Ctrl + N
Tally MAIN --> Gateway of Tally --> Display Menu --> Statements of Accounts --> Display Cost Centres --> Cost Category Summary
(c) Tally Solutions Pvt. Ltd., 1988-2016
Wed, 26 Apr, 2017
18:17:21
EN
6:17 PM
4/26/2017

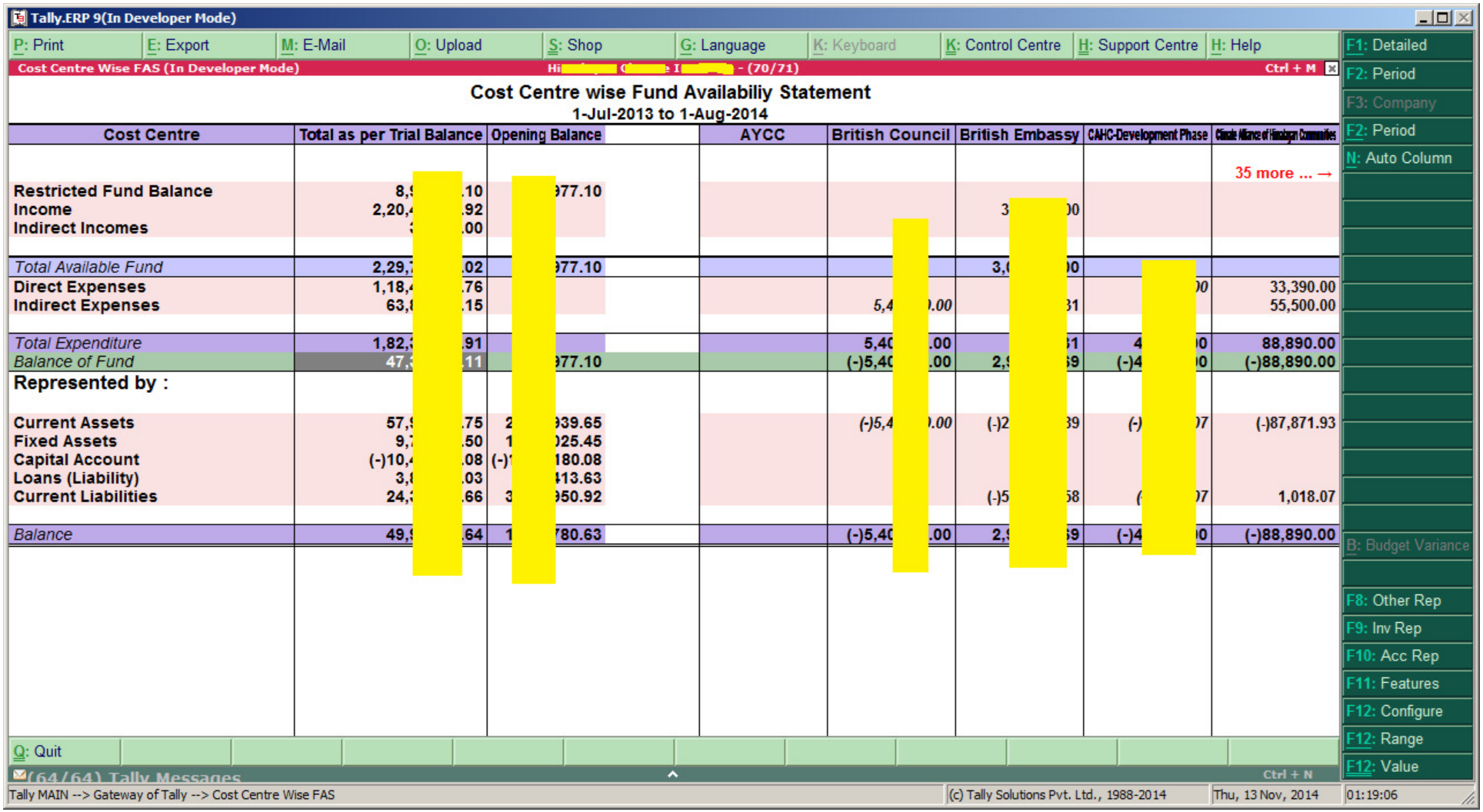
Tally.ERP 9(In Developer Mode)
P: Print
E: Export
M: E-Mail
O: Upload
S: Shop
G: Language
K: Keyboard
K: Control Centre
H: Support Centre
H: Help
F1: Detailed
F2: Period
F3: Company
F2: Period
N: Auto Column
Cost Centre Wise FAS (In Developer Mode)
- (70/71)
Ctrl + M
Cost Centre wise Fund Availabiliy Statement
1-Jul-2013 to 1-Aug-2014
Cost Centre
Total as per Trial Balance
Opening Balance
AYCC
British Council
British Embassy
CAHC-Development Phase
35 more ... →
Restricted Fund Balance
Income
Indirect Incomes
Total Available Fund
Direct Expenses
Indirect Expenses
Total Expenditure
Balance of Fund
Represented by :
Current Assets
Fixed Assets
Capital Account
Loans (Liability)
Current Liabilities
Balance
33,390.00
55,500.00
88,890.00
(-)88,890.00
(-)87,871.93
1,018.07
(-)88,890.00
B: Budget Variance
F8: Other Rep
F9: Inv Rep
F10: Acc Rep
F11: Features
F12: Configure
F12: Range
F12: Value
Q: Quit
(64/64) Tally Messages
Ctrl + N
Tally MAIN --> Gateway of Tally --> Cost Centre Wise FAS
(c) Tally Solutions Pvt. Ltd., 1988-2014
Thu, 13 Nov, 2014
01:19:06

Cost Centre: Project - 1
Incomes
Test Comapny
For 1-Apr-2017

Particulars	Transactions Debit	Transactions Credit	Closing Balance
Project Expenses	*1,00,000.00*		**1,00,000.00 Dr**
Salary Expenenes - Project	1,00,000.00		*1,00,000.00 Dr*
Income for - P1		*12,00,000.00*	12,00,000.00 Cr
Grand Total	***1,00,000.00***	***12,00,000.00***	**11,00,000.00 Cr**

(c) Tally Solutions Pvt. Ltd., 1988-2016

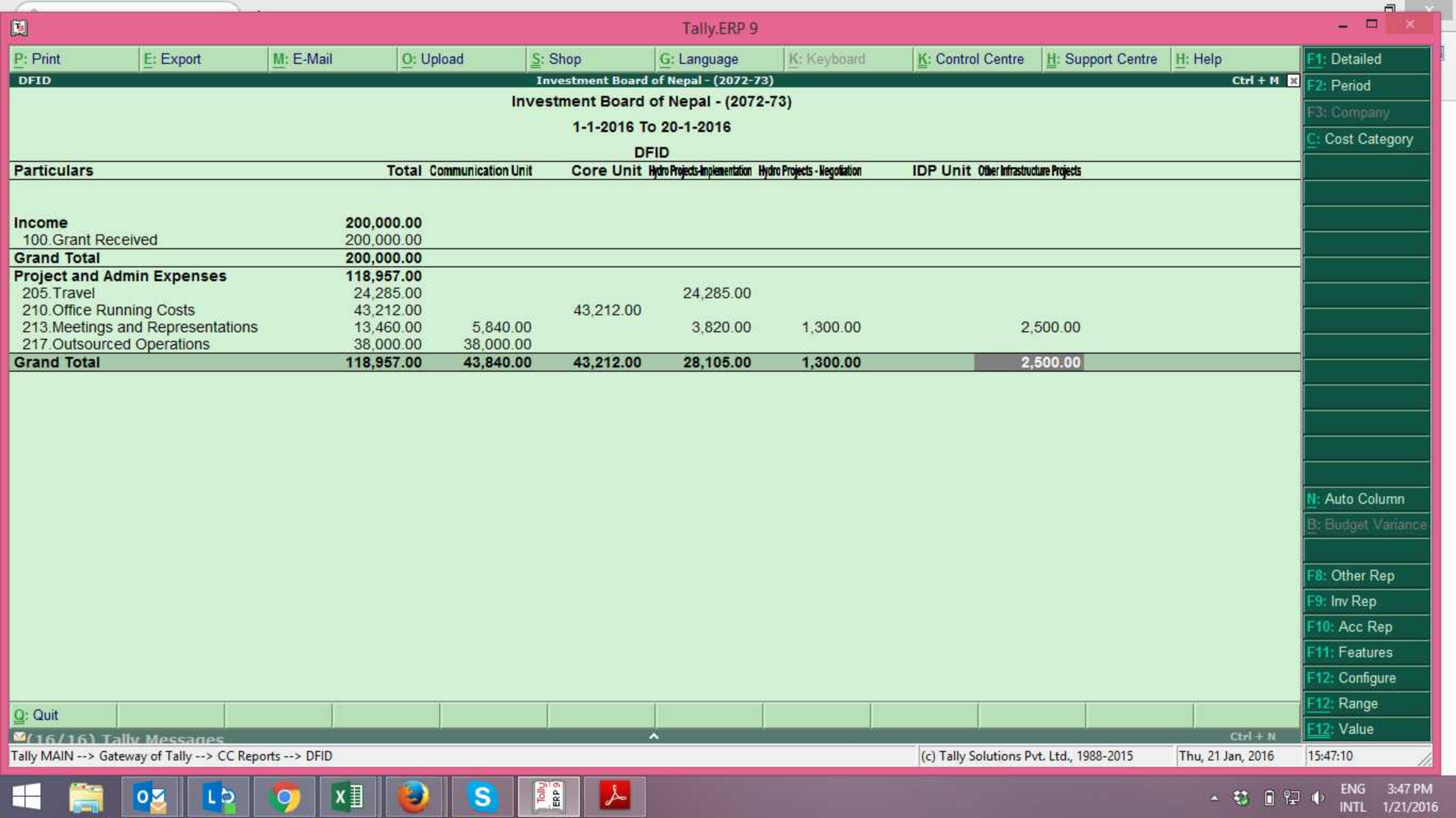

Investment Board of Nepal - (2072-73)

1-1-2016 To 20-1-2016

DFID

Particulars	Total	Communication Unit	Core Unit	Hydro Projects-Implementation	Hydro Projects - Negotiation	IDP Unit	Other Infrastructure Projects
Income	**200,000.00**						
100.Grant Received	200,000.00						
Grand Total	**200,000.00**						
Project and Admin Expenses	**118,957.00**						
205.Travel	24,285.00			24,285.00			
210.Office Running Costs	43,212.00		43,212.00				
213.Meetings and Representations	13,460.00	5,840.00		3,820.00	1,300.00		2,500.00
217.Outsourced Operations	38,000.00	38,000.00					
Grand Total	**118,957.00**	**43,840.00**	**43,212.00**	**28,105.00**	**1,300.00**		**2,500.00**

Particulars	Tally Nepal 76/77 17-Jul-2019 to 16-Dec-2019 (01-04-2076 to 30-08-2076) *cumulative BUdget-2019-20* Closing Balance		*Tally Nepal 76/77* *17-Jul-2019 to 16-Dec-2019 (01-04-2076 to 30-08-2076)* Actuals Closing Balance		Tally Nepal 76/77 17-Jul-2019 to 16-Dec-2019 (01-04-2076 to 30-08-2076) *cumulative BUdget-2019-20 Variance* Closing Balance		
	Debit	Credit	Debit	Credit	Debit		Credit
Current Liabilities			***13,80,252.56***	***40,53,730.71***	**26,73,478.15**		**26,73,478.15**
Fixed Assets			***2,07,800.00***		**2,07,800.00**		**2,07,800.00**
Investments			***10,00,00,000.00***	***10,93,60,000.00***	**93,60,000.00**		**93,60,000.00**
Current Assets			***89,71,760.50***	***4,68,34,137.15***	**3,78,62,376.65**		**3,78,62,376.65**
Sales Accounts				***13,36,100.00***	**13,36,100.00**		**13,36,100.00**
Purchase Accounts			***21,80,323.00***		**21,80,323.00**		**21,80,323.00**
Direct Incomes				***40,01,266.19***	**40,01,266.19**		**40,01,266.19**
Direct Expenses			***3,34,28,030.89***	***13,496.27***	**3,34,14,534.62**	(-)3389.672%	**3,34,14,534.62**
A. General Management Expenditures			*95,78,891.57*	*13,496.27*	95,65,395.30		95,65,395.30
Administrative Expenditure			25,47,451.77	13,496.27	*25,33,955.50*		*25,33,955.50*
Personnel Expenditure			70,31,439.80		*70,31,439.80*		*70,31,439.80*
B. Program Expenditures			*2,30,41,254.32*		2,30,41,254.32	(-)2739.113%	2,30,41,254.32
1. Species			50,000.00		*50,000.00*		*50,000.00*
1.2 Human Wildlife Conflct Management			*50,000.00*		50,000.00		50,000.00
2. Protected Area and Ecosystem			6,06,784.85		*6,06,784.85*	(-)172.266%	*6,06,784.85*
3. Conservation Economy			10,43,225.87		*10,43,225.87*	(-)292.062%	*10,43,225.87*
3.6.1 Personal Expenditure (CE)			*10,43,225.87*		10,43,225.87	(-)292.062%	10,43,225.87
5. Environmental Edu.,Researech & Knowledge Mgmt.			30,59,724.02		*30,59,724.02*	(-)848.368%	*30,59,724.02*
Other Additional Restricted Program			1,82,81,519.58		*1,82,81,519.58*		*1,82,81,519.58*
Who Expenditure			*7,000.00*		7,000.00	95.216%	7,000.00
Allowances			12,700.00				
ART\PF			38,000.00				
Grand Total							

15 more ... ↓

© Tally Solutions Pvt Ltd., 1988-2020

Customization for INGO's, and Government Companies as undertaken by C N C Pvt. Ltd.

Indirect Expense

Particulars	Closing Balance					
Group	Total		Projects		Doners	
Indirect Expenses	Debit	Credit	Project - a	Project - B	Doner - A	Doner - B
Printing and Stationary Expenses	15,000.00		8,000.00	7,000.00	8,000.00	7,000.00
Salary Expenses	50,000.00		30,000.00	20,000.00	30,000.00	20,000.00
Travelling Expenses	31,000.00		20,000.00	11,000.00	21,000.00	10,000.00
Grand Total	**96000.00**		**58,000.00**	**38,000.00**	**59,000.00**	**37,000.00**

Donor Expense Project-wise

Breakup of Cost Centre

For 1-Apr-2015

Cost Centre: Donor - A

Particulars	Transactions			Projects					
				Project - A			Project B		
	Debit	Credit	Balance	Debit	Credit	Balance	Debit	Credit	Balance
Indirect Expenses	*59,000.00*		**59,000.00**						
Printing and Stationary Expenses	8,000.00		*8,000.00*	8,000.00		8,000.00			
Salary Expenses	30,000.00		*30,000.00*	30,000.00		30,000.00			
Travelling Expenses	21,000.00		*21,000.00*	20,000.00		20,000.00	1,000.00		1,000.00
Grand Total	***59,000.00***		**59,000.00**	**58,000.00**		**58,000.00**	**1,000.00**		**1,000.00**

Indirect Expense from Group Summary

Indirect Expense Report from Group Summary

Particulars	Closing Balance					
Group	Total		Projects		Donors	
Indirect Expenses	Debit	Credit	Project - a	Project - B	Doner - A	Doner - B
Printing and Stationary Expenses	15,000.00		8,000.00	7,000.00	8,000.00	7,000.00
Salary Expenses	50,000.00		30,000.00	20,000.00	30,000.00	20,000.00
Travelling Expenses	31,000.00		20,000.00	11,000.00	21,000.00	10,000.00
Grand Total	**96000.00**		**58,000.00**	**38,000.00**	**59,000.00**	**37,000.00**

Demostration Company For NGO/INGO
Dillibazar, Kathmandu

Breakup of Cost Centre
17-Jul-2019 to 16-Oct-2019 (01-04-2076 to 29-06-2076)

Particulars	Cost Centre: Community Hall			Cost Centre: Concessionaires			Cost Centre: Hariyo Ban Pragram II			Cost Centre: MOFE- Jhapa Fencing			Cost Centre: Nature Guide Training			Cost Centre: New Project			Cost Centre: Project Abroad			Cost Centre: USFWS Stren. Human-			Cost Centre: Wildlife Crime Control		
	Demostration Company For 17-Jul-2019 to 16-Oct-2019 (01-04-			*Demostration Company For 17-Jul-2019 to 16-Oct-2019 (01-*			Demostration Company For NGO/INGO 17-Jul-2019 to 16-Oct-2019 (01-04-2076 to			*Demostration Company For NGO/INGO 17-Jul-2019 to 16-Oct-2019 (01-04-2076 to*			Demostration Company For 17-Jul-2019 to 16-Oct-2019 (01-04-			*Demostration Company For 17-Jul-2019 to 16-Oct-2019 (01-*			Demostration Company For 17-Jul-2019 to 16-Oct-2019 (01-04-			*Demostration Company For 17-Jul-2019 to 16-Oct-2019 (01-04-*			Demostration Company For 17-Jul-2019 to 16-Oct-2019 (01-04-		
	Transactions		Closing	Transactions		Closing	Transactions		Closing	Transactions		Closing	Transactions		Closing	Transactions		Closing	Transactions		Closing	Transactions		Closing	Transactions		Closing
	Debit	Credit	Balance	Debit	Credit	Balance	Debit	Credit	Balance	Debit	Credit	Balance	Debit	Credit	Balance	Debit	Credit	Balance	Debit	Credit	Balance	Debit	Credit	Balance	Debit	Credit	Balance
Direct Incomes								*75765.51*	**75765.51 Cr**											*802277.82*	**802277.82 Cr**						
External Income Sources								75765.51	75765.51 Cr																		
Hariyo Ban Program-II (EIS)								*75765.51*	75765.51 Cr																		
Internal Income Sources																				802277.82	802277.82 Cr						
Internal Other Income																				*802277.82*	*802277.82 Cr*						
Other Income																				802277.82	802277.82 Cr						
Expenditure				24408.00		***24408.00 Dr***	*420447.86*		**420447.86 Dr**	17549169.50		***17549169.50 Dr***				3502.00		***3502.00 Dr***				170562.00		***170562.00 Dr***	*206080.08*		**206080.08 Dr**
B. Program Expenditures				*24408.00*		*24408.00 Dr*	420447.86		420447.86 Dr	*17549169.50*		*17549169.50 Dr*				*3502.00*		*3502.00 Dr*				*170562.00*		*170562.00 Dr*	206080.08		206080.08 Dr
2. Protected Area and Ecosystem							86820.86		86820.86 Dr																		
2.7 Support Service (PAE)							14412.50		14412.50 Dr																		
Gender Equality and Social Inclusion							2890.00		2890.00 Dr																		
Audit Fee-HBP-II							*2120.00*		*2120.00 Dr*																		
Office Running Cost							59893.86		*59893.86 Dr*																		
Support Service-PAE							7504.50		*7504.50 Dr*																		
5. Environmental Edu, Research & Knowledge Mgmt.							*2327.00*		*2327.00 Dr*							*3502.00*		3502.00 Dr									
Capacity Building-EEKRM							2327.00		*2327.00 Dr*																		
Research and Development-EERKM																*3502.00*		3502.00 Dr									
Other Additional Restricted Program				24408.00		24408.00 Dr	*331300.00*		*331300.00 Dr*	17549169.50		17549169.50 Dr										170562.00		170562.00 Dr	*206080.08*		*206080.08 Dr*
Concessionaires Contribution Fee Phase I - OARP				24408.00		24408.00 Dr																					
HBP- Software Upgrade							316300.00		*316300.00 Dr*																		
HBP- Awarness Program							15000.00		*15000.00 Dr*																		
MOFE -Jhapa Fencing										*17549169.50*		17549169.50 Dr															
USFWS- Human-Ele.Co.Exist.																						170562.00		170562.00 Dr			
USFWS - Wildlife Crime Control Project																									206080.08		*206080.08 Dr*
Restricted Donation Balance	*350000.00*		**350000.00 Cr**					*214824.65*	**214824.65 Cr**					*274200.00*	**274200.00 Cr**							67440.00		***67440.00 Dr***			
Grants - Projects/Programs	350000.00		350000.00 Cr					214824.65	214824.65 Cr					274200.00	274200.00 Cr							67440.00		*67440.00 Dr*			
NTB Funded Program	350000.00		*350000.00 Cr*											*274200.00*	*274200.00 Cr*												
HBP II								*214824.65*	214824.65 Cr																		
Jhapa Strengthening																						67440.00		*67440.00 Dr*			
Grand Total	***350000.00***		350000.00 Cr	24408.00		***24408.00 Dr***	***420447.86***	***290590.16***	**129857.70 Dr**	**17549169.50**		***17549169.50 Dr***		***274200.00***	**274200.00 Cr**	**3502.00**		***3502.00 Dr***		***802277.82***	**802277.82 Cr**	**238002.00**		***238002.00 Dr***	***206080.08***		**206080.08 Dr**

Particulars	Budget 8914	Expenses 8914	Variance	Budget 1705	Expenses 1705	Variance	Budget 6014	Expenses 6014	Variance	Total Budget	Total Expenses	Total Balance
5000. Staff Salary, Traves & ORC/FRC		1823396.09 Dr	-1823396.09 Dr		*74343.20 Dr*	*-74343.20 Dr*		269050.00 Dr	-269050.00	0.00%	2166789.29	-216678929.00%
9. Project Management Cost		*1823396.09 Dr*	-1823396.09 Dr		*74343.20 Dr*	*-74343.20 Dr*		*269050.00 Dr*	-269050.00	0.00%	2166789.29	-216678929.00%
9.1. Salary & Benifits Locally Paid		1151021.13 Dr	-1151021.13 Dr			*0.00 Dr*		187050.00 Dr	-187050.00	0.00%	1338071.13	-133807113.00%
5020 Salaries, Local Hires, Paid Locally		*1151021.13 Dr*	-1151021.13 Dr			*0.00 Dr*		*187050.00 Dr*	-187050.00	0.00%	1338071.13	-133807113.00%
5020.01 Project Manager	*331250.00 Dr*	449962.07 Dr	-118712.07 Dr			*0.00 Dr*			0.00	33125000.00%	449962.07	-11871207.00%
5020.02 Project Co-Manager	*52700.00 Dr*	13041.60 Dr	39658.40 Dr			*0.00 Dr*			0.00	5270000.00%	13041.60	3965840.00%
5020.03 Finance & Admin Officer	*173788.00 Dr*	480884.26 Dr	-307096.26 Dr			*0.00 Dr*	*187050.00 Dr*	187050.00 Dr	0.00	36083800.00%	667934.26	-30709626.00%
5020.08 Other Support Staff	*119606.00 Dr*	207133.20 Dr	-87527.20 Dr			*0.00 Dr*			0.00	11960600.00%	207133.20	-8752720.00%
9.2. Travel, Meetings & Training Costs		265023.00 Dr	-265023.00 Dr			*0.00 Dr*			0.00	0.00%	265023.00	-26502300.00%
5310. Staff Expenses, Local		*62538.00 Dr*	-62538.00 Dr			*0.00 Dr*			0.00	0.00%	62538.00	-6253800.00%
5310.01 Project Manager	*11000.00 Dr*	26502.50 Dr	-15502.50 Dr			*0.00 Dr*			0.00	1100000.00%	26502.50	-1550250.00%
5310.02 Project Co-Manager	*10560.00 Dr*	19044.50 Dr	-8484.50 Dr			*0.00 Dr*			0.00	1056000.00%	19044.50	-848450.00%
5310.03 Finance & Admin Officer	*11000.00 Dr*	16991.00 Dr	-5991.00 Dr			*0.00 Dr*			0.00	1100000.00%	16991.00	-599100.00%
5310.08 Other Support Staff	*7150.00 Dr*		7150.00 Dr			*0.00 Dr*			0.00	715000.00%	0.00	715000.00%
5315 Staff Expenses, Out of Town - Air Fare		*77281.50 Dr*	-77281.50 Dr			*0.00 Dr*			0.00	0.00%	77281.50	-7728150.00%
5315.01 Project Manager	*35714.25 Dr*	22578.00 Dr	13136.25 Dr			*0.00 Dr*			0.00	3571425.00%	22578.00	1313625.00%